

## Anti-Bullying Local Procedures Aurora Redehall School

Please refer to Main Policy A3 Anti-Bullying Policy

### Appendix 1: Aurora Redehall School Local Procedures:

#### 1) How to report bullying - children and young people

- › Report to a staff member– such as a class teacher, one of the safeguarding team, a member of SLT or anyone you feel comfortable with.
- › Using a “Worry or Concern” card
- › Report to parents or a social worker if you have one
- › Call Child Line to speak with someone in confidence on 0800 1111

#### 2) How staff report suspected bullying

- › Any bullying incidents or potential bullying incidents should be logged as a behavior incident on Engage
- › The DSL should be informed by either email or conversation and if there is a safeguarding concern this will be cross referenced on MyConcern
- › Staff will be vigilant for repeated or escalating incidents of bullying and report patterns to the DSL/behaviour lead to ensure further strategies can be implemented

#### 3) Prejudice-based incidents

A prejudice-based incident is a one-off incident of unkind or hurtful behaviour that is motivated by a prejudice or negative attitudes, beliefs or views towards a protected characteristic or minority group. It can be targeted towards an individual or group of people and have a significant impact on those targeted. All prejudice-based incidents are taken seriously and recorded and monitored

At Redehall School, such incidents will be recorded on Engage, the DSL will be informed by either email or conversation and if there is a safeguarding concern this will be cross referenced on MyConcern. The incident will be reviewed by Senior Leadership Team and Pastoral team who will agree a short-term intervention plan is put in place to educate and inform the individuals involved.

#### 4. Site initiatives to prevent and tackle bullying

We use a range of measures to prevent and tackle bullying including:

- › A child friendly safeguarding poster is available in all areas of the school to encourage students to speak out and seek support.
- › Worry Boxes and ‘I am worried’ symbols are available for students to raise concerns about themselves or others.
- › “I am worried” symbol are accessible in all teaching rooms to enable students to instigate conversations with teaching teams.

# Aurora

- › The staff and curriculum are neuro-informed and affirmative promoting a culture of tolerance and understanding.
- › Our Thrive approach® aids prevention and then supports anyone involved bullying.
- › The school values and behaviour policy embed our Anti-bullying approach which ensures all students understand and uphold the anti-bullying policy
- › The PSHE programme of study includes opportunities for students to understand about different types of bullying and what they can do to respond and prevent bullying
- › Class time provides regular opportunities to discuss issues that may arise in class and for class teaches to target specific interventions
- › Whole-school and year group assemblies help raise students' awareness of bullying and derogatory language
- › Difference and diversity are celebrated across the site through diverse displays, books and images. The whole site participates in events including Anti-bullying week and Black History Month.
- › Stereotypes are challenged by staff and students across the site
- › Restorative work, social stories, comic strip conversations provide support to targets of bullying and those who show bullying behaviour.
- › Working with parents and carers, and in partnership with community organisations, to tackle bullying where appropriate
- › School-wide anti-bullying initiatives through consultation with the school council and through the anti-bullying survey
- › Working with parents and carers, and in partnership with community organisations, to tackle bullying where appropriate

# Aurora

## Appendix 2A: Aurora Redehall School : Worry Boxes and Worry Cards:


For children with slightly more complex language needs ( SLCN);

<p><b>Worried symbol and Safeguarding Poster</b></p>	<p>Chn take the symbol and give it to the adult or put it in the worry box. Staff then use the SG/ Anti-bullying ALD board to support them in explaining their worry or concern.</p>
<p><b>Worried Symbol , Worry box and Safeguarding Poster</b></p>	<p>Pupils have a symbol with their name/picture next to the worried symbol that they can post in the box to instigate staff talking to them. Staff use ALD board to support conversation.</p>















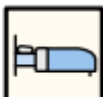




















For children with slightly more vocabulary to explain and describe their worry ;

<p><b>Worry Box, Post its and Safeguarding Poster</b></p>	<p>Pupils write on their post it and put it in the worry box with their name on it. Staff either use verbal discussion, comic strips or ALD boards to support explanation of their worry.</p>
---	---








































## Appendix 2B: Aurora Redehall School- Symbols to support reporting.



# Aurora

 yes	 don't know					 no	
 school	 class	 Communication hut	 home	 online	 tablet	 family member	 friend
 trim trail	 toilet	 summerhouse	 bedroom	 youtube	 computer	 class mate	 staff member
 hall	 bathroom	 The cabin	 out and about	 phone	 girl	 lady	 stranger
 playground	 thrive room	 taxi	 kitchen	 somewhere else	 boy	 man	 someone else

# Aurora

 yes				 don't know				 no
 stop	 hand	 back	 ear	 swearing	 shouting	 hitting	 rub	 racist
 don't like	 arm	 foot	 eye	 kicking	 spitting	 pinching	 touch	 name calling
 teeth	 leg	 lips	 bullying	 unkind words	 threat	 throwing	 secret	 breaking
 another body part	 face	 private parts	 look	 biting	 push	 pull	 tell	 something else

# Aurora